

Scaled data based on original data using
LM-79-08 Approved Method: Electrical and Photometric Measurements of Solid-
State Lighting Products

Test Report Prepared for
Cooper Lighting Solutions
(formerly Eaton)

Brand: STREETWORKS

Report Number: P597335

Luminaire Tested: **PMM-SA2D-722-U-5WQ**

Issue Date: 5/27/2021

Test Information

Test Method: LM-79-08
Report Number: P597335
TEST IS SCALED FROM IESNA LM-79-08 TEST DATA (G2-1910-543-4)
Test Lab: INNOVATIONS CENTER
Issue Date: 5/27/2021
Manufacturer: COOPER LIGHTING SOLUTIONS (FORMERLY EATON)
Product Line: STREETWORKS
Catalog Number: PMM-SA2D-722-U-5WQ
Description: MESA POST TOP DECORATIVE LUMINAIRE. (2) LIGHTSQUARES WITH 16 LEDS EACH AND TYPE V WIDE OPTICS.
Light Source: -
Ballast/Driver: ELECTRONIC DRIVER

Summary

Lumens per Lamp: N/A
Luminaire Lumens: 10636 lumens
Efficiency: N/A
Efficacy: 82.4 lumens/watt
Luminous Opening: Rectangular (W 0.5' x L: 1' x H: 0')
IES Classification: Type V - Short
BUG Rating: B4 - U0 - G2

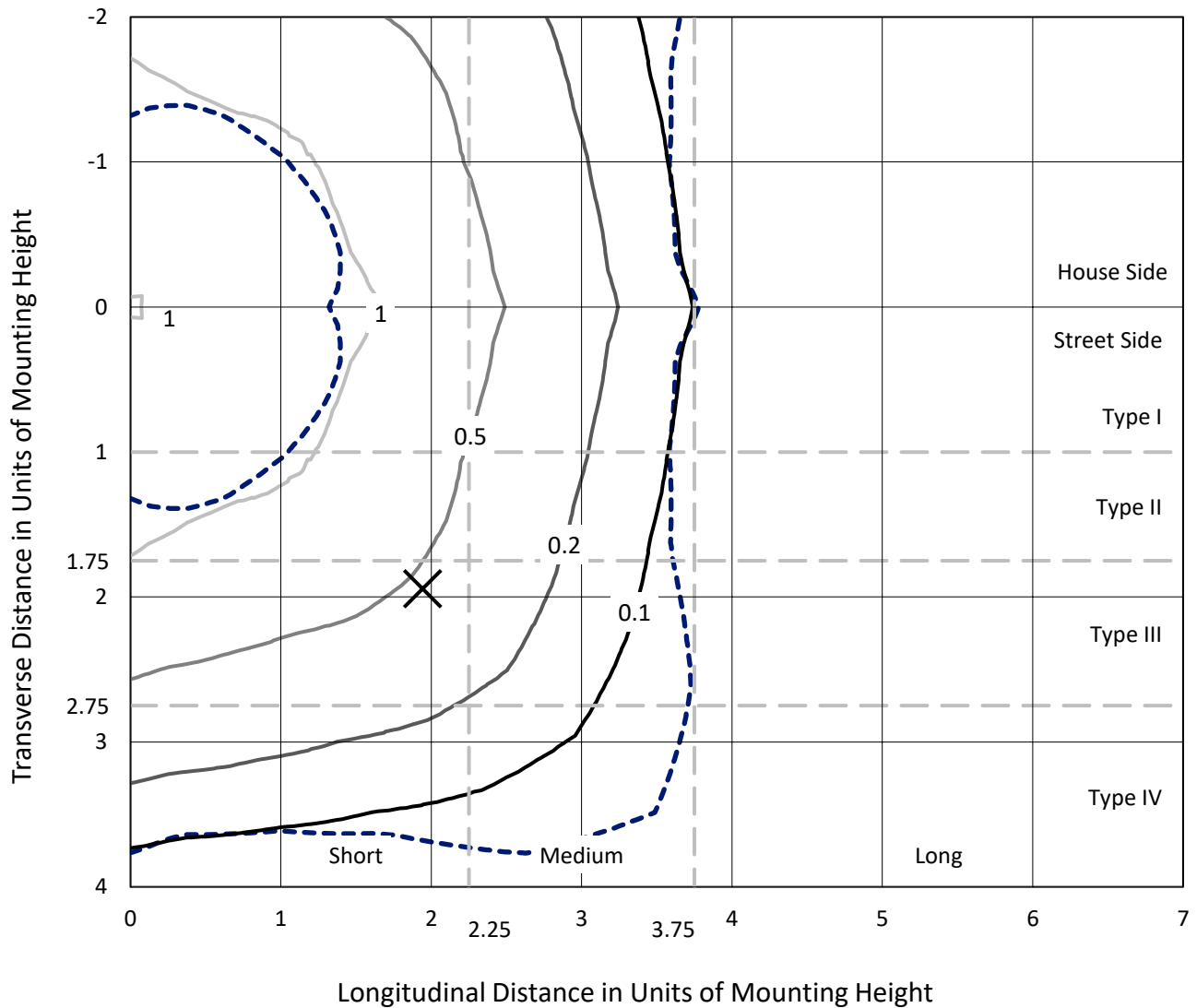
Input Watts (W): 129
Input Voltage (V): NR
Input Current (Ain): NR
Voltage Rise (V): NR
Power Factor: NR
Total Harmonic Distortion (THDi): NR
Frequency (hertz): 60
Stabilization Time: NR
Operation Time: NR
Ambient Temperature (°C): NR
Test Distance: 28.75 FT



REPORT NUMBER: P597335
 CATALOG NUMBER: PMM-SA2D-722-U-5WQ

Iso-Footcandle Lines of Horizontal Illumination

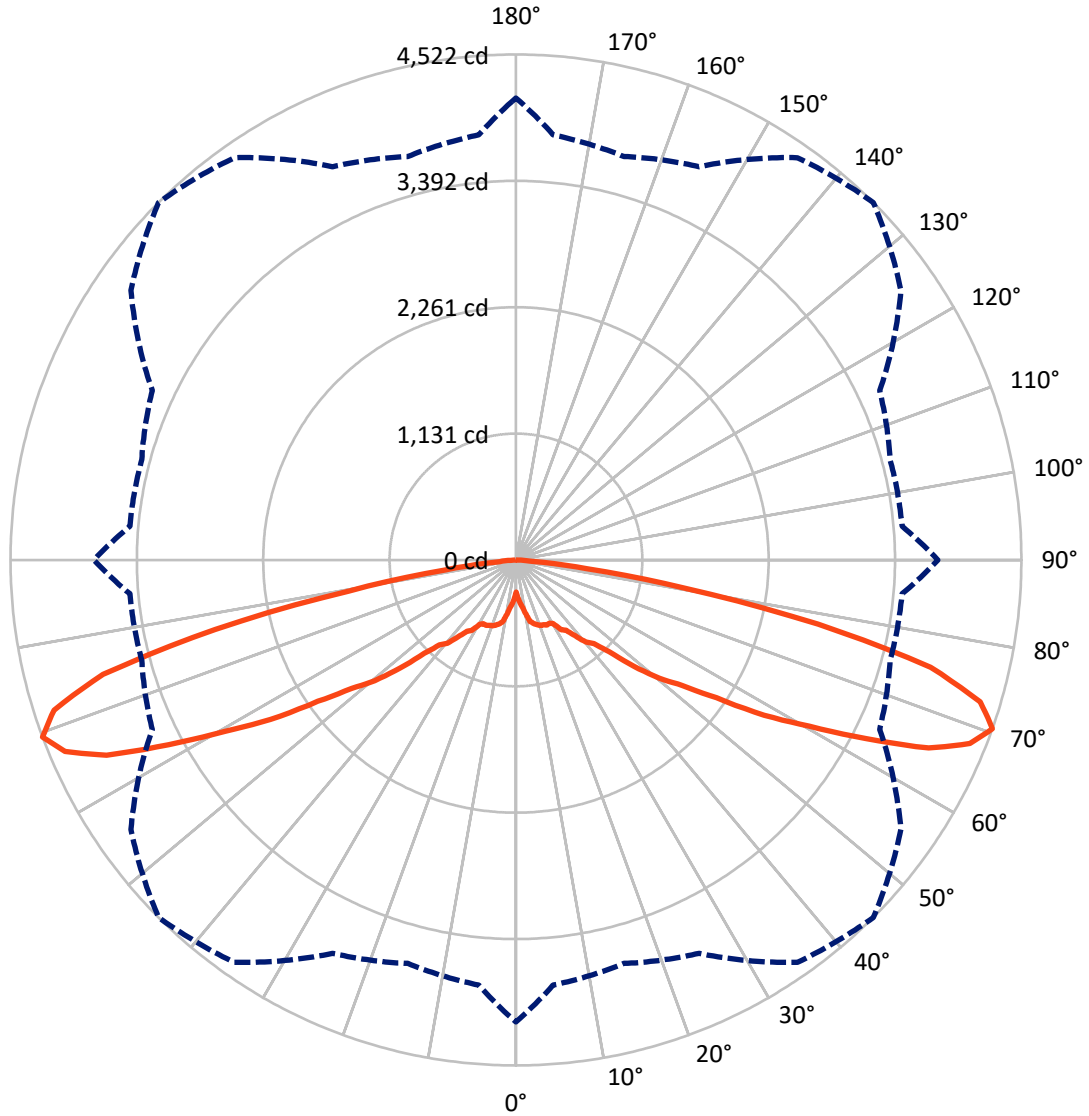
× Max cd
 - - - 1/2 Max cd



Based on 20 foot mounting height. Maximum calculated value = 1.4 fc
 Type V - Short - N/A

REPORT NUMBER: P597335
CATALOG NUMBER: PMM-SA2D-722-U-5WQ

Luminous Intensity Polar Plot



— Vertical Plane Through 45-Deg Lateral - - - Horizontal Cone Through 70-Deg Vertical

REPORT NUMBER: P597335

CATALOG NUMBER: PMM-SA2D-722-U-5WQ

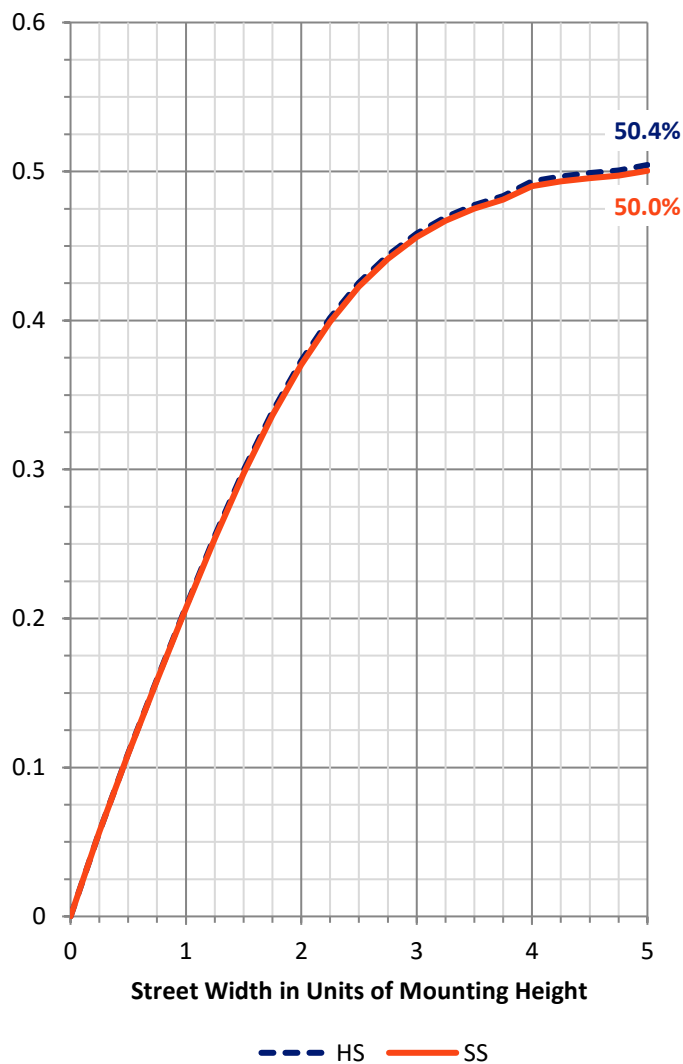
FLUX DISTRIBUTION:

		Downward	Upward	Total
House Side	Lumens	5318.0	0.0	5318.0
	% Fixture	50.0	0.0	50.0
Street Side	Lumens	5318.0	0.0	5318.0
	% Fixture	50.0	0.0	50.0
Total	Lumens	10636.0	0.0	10636.0
	% Fixture	100.0	0.0	100.0

ZONAL LUMENS:

Zone	Lumens	% Fixture
0°-10°	41.8	0.4
10°-20°	167.4	1.6
20°-30°	316.5	3.0
30°-40°	551.4	5.2
40°-50°	1054.0	9.9
50°-60°	2043.8	19.2
60°-70°	3578.8	33.6
70°-80°	2689.7	25.3
80°-90°	192.5	1.8
90°-100°	0.0	0.0
100°-110°	0.0	0.0
110°-120°	0.0	0.0
120°-130°	0.0	0.0
130°-140°	0.0	0.0
140°-150°	0.0	0.0
150°-160°	0.0	0.0
160°-170°	0.0	0.0
170°-180°	0.0	0.0
0°-90°	10636.0	100.0
0°-180°	10636.0	100.0

Coefficient of Utilization



REPORT NUMBER: P597335

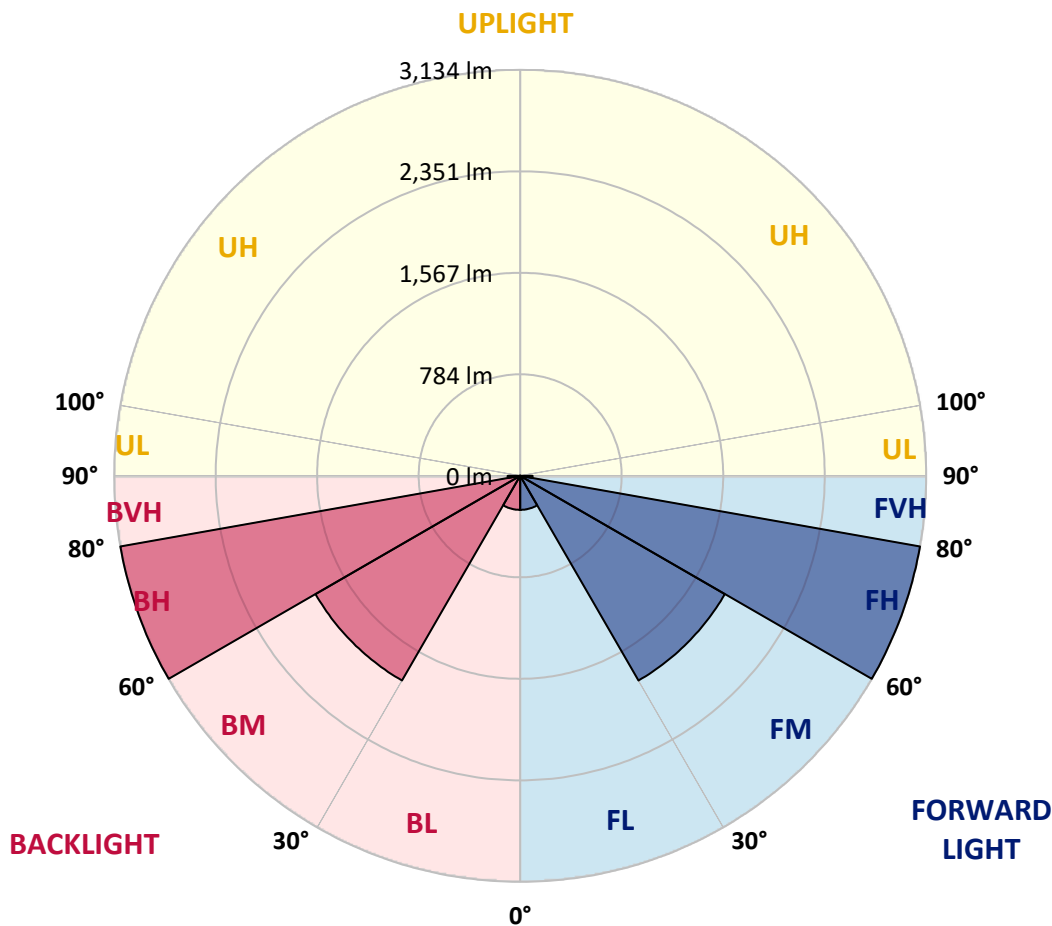
CATALOG NUMBER: PMM-SA2D-722-U-5WQ

LUMINAIRE CLASSIFICATION SYSTEM LUMEN TABLE AND BUG RATING:

Zone	Lumens	% Fixture	Zone Rating/Lumen Limit		
			B	U	G
FL (0°-30°)	262.9	2.5			
FM (30°-60°)	1824.6	17.2			
FH (60°-80°)	3134.3	29.5			G2/5000
FVH (80°-90°)	96.2	0.9			G1/100
BL (0°-30°)	262.9	2.5	B1/500		
BM (30°-60°)	1824.6	17.2	B2/2500		
BH (60°-80°)	3134.3	29.5	B4/5000		G2/5000
BVH (80°-90°)	96.2	0.9			G1/100
UL (90°-100°)	0.0	0.0		U0/0	
UH (100°-180°)	0.0	0.0		U0/0	

BUG Rating: B4-U0-G2

Type V Short





REPORT NUMBER: P597335
 CATALOG NUMBER: PMM-SA2D-722-U-5WQ

CANDELA DISTRIBUTION (FULL):

	0°	5°	15°	25°	35°	45°	55°	65°	75°	85°	90°
0°	287.6	287.6	287.6	287.6	287.6	287.6	287.6	287.6	287.6	287.6	287.6
2.5°	349.9	344.5	327.6	328.4	336.3	337.1	337.9	327.6	325.1	346.2	347.4
5°	444.4	432.0	419.6	414.7	407.2	386.6	409.3	411.8	416.7	432.8	440.3
7.5°	507.5	492.2	475.3	465.0	444.8	427.9	446.4	461.7	471.6	489.8	500.1
10°	519.5	510.4	509.6	491.4	487.7	493.9	492.7	493.1	507.9	508.3	514.5
12.5°	557.0	563.6	550.8	544.6	548.4	563.6	551.2	545.9	549.6	566.5	559.5
15°	606.1	614.0	594.6	584.7	574.8	589.2	576.4	585.9	597.9	610.3	604.1
17.5°	660.6	661.0	634.6	597.9	606.5	608.6	604.1	596.2	630.5	660.2	657.3
20°	690.3	689.9	644.5	594.6	620.2	624.7	620.6	593.7	645.3	686.2	684.9
22.5°	720.8	711.8	657.3	616.9	626.3	630.1	620.6	618.1	657.3	714.2	713.8
25°	737.3	745.2	685.3	660.2	652.3	643.7	651.9	656.1	693.6	749.3	733.2
27.5°	788.9	776.1	693.6	691.1	674.6	640.4	668.8	689.1	691.1	781.1	797.6
30°	835.5	840.5	730.7	734.4	704.3	661.0	705.2	737.3	743.5	841.3	839.7
32.5°	885.1	887.1	796.8	758.4	745.6	743.9	727.0	755.1	803.8	882.2	885.5
35°	960.1	977.1	855.8	804.2	788.1	771.6	786.4	811.6	857.0	974.6	966.3
37.5°	1132.2	1105.4	984.1	877.2	866.5	859.9	871.8	890.0	982.8	1108.3	1146.6
40°	1252.3	1239.5	1074.4	998.1	930.4	965.9	937.9	1008.0	1084.8	1240.3	1265.1
42.5°	1438.4	1381.4	1211.8	1117.3	1047.2	1022.0	1037.7	1129.3	1227.1	1400.4	1449.1
45°	1617.0	1529.1	1383.9	1300.5	1194.1	1167.7	1188.7	1296.4	1409.5	1546.5	1632.3
47.5°	1799.4	1708.6	1548.9	1428.5	1341.4	1420.2	1351.3	1453.6	1566.3	1725.5	1801.9
50°	1988.8	1888.1	1730.5	1599.3	1591.9	1661.6	1579.1	1631.5	1735.9	1900.9	1990.8
52.5°	2206.2	2097.7	1940.1	1851.4	1868.7	1864.2	1847.7	1838.2	1940.9	2103.1	2209.9
55°	2464.9	2347.8	2221.9	2181.1	2228.9	2177.3	2201.7	2198.4	2213.2	2329.2	2454.2
57.5°	2777.7	2645.2	2519.0	2509.9	2571.4	2620.1	2576.8	2514.5	2488.5	2601.1	2744.3
60°	3171.7	3009.2	2870.5	2842.1	3017.4	3017.0	2977.8	2838.3	2828.4	2955.9	3128.4
62.5°	3607.0	3409.0	3257.6	3212.2	3487.0	3517.9	3395.8	3145.7	3196.9	3299.6	3504.3
65°	3976.7	3738.7	3597.6	3585.2	3921.0	4057.6	3787.8	3445.7	3462.2	3547.6	3769.2
67.5°	4217.7	3930.9	3818.7	3878.5	4296.1	4381.5	4130.6	3646.2	3587.7	3623.1	3888.0
70°	4133.1	3817.9	3737.0	3882.3	4393.1	4522.2	4204.5	3590.1	3465.5	3467.2	3775.0
72.5°	3492.3	3192.4	3230.7	3497.3	4163.7	4344.8	3862.9	3242.7	2987.7	2981.5	3260.9
75°	2309.4	2108.9	2260.3	2675.8	3461.4	3831.9	3200.6	2541.7	2221.9	2117.9	2333.7
77.5°	1010.1	984.5	1112.0	1581.5	2359.7	2761.6	2292.9	1660.3	1208.5	1005.1	1098.0
80°	270.7	264.9	332.6	599.9	1148.7	1520.9	1240.7	662.2	345.8	251.7	267.0
82.5°	98.6	101.1	123.4	167.9	378.4	640.4	412.2	193.5	130.8	107.3	107.3
85°	42.9	41.7	59.8	67.3	103.2	144.8	118.4	82.1	66.0	49.5	47.5
87.5°	11.6	14.4	20.2	21.0	26.8	21.9	31.4	28.9	24.8	17.3	14.0
90°	0.0	0.0	0.0	0.0	0.0	0.0	0.0	0.0	0.0	0.0	0.0

(END OF REPORT)